




&

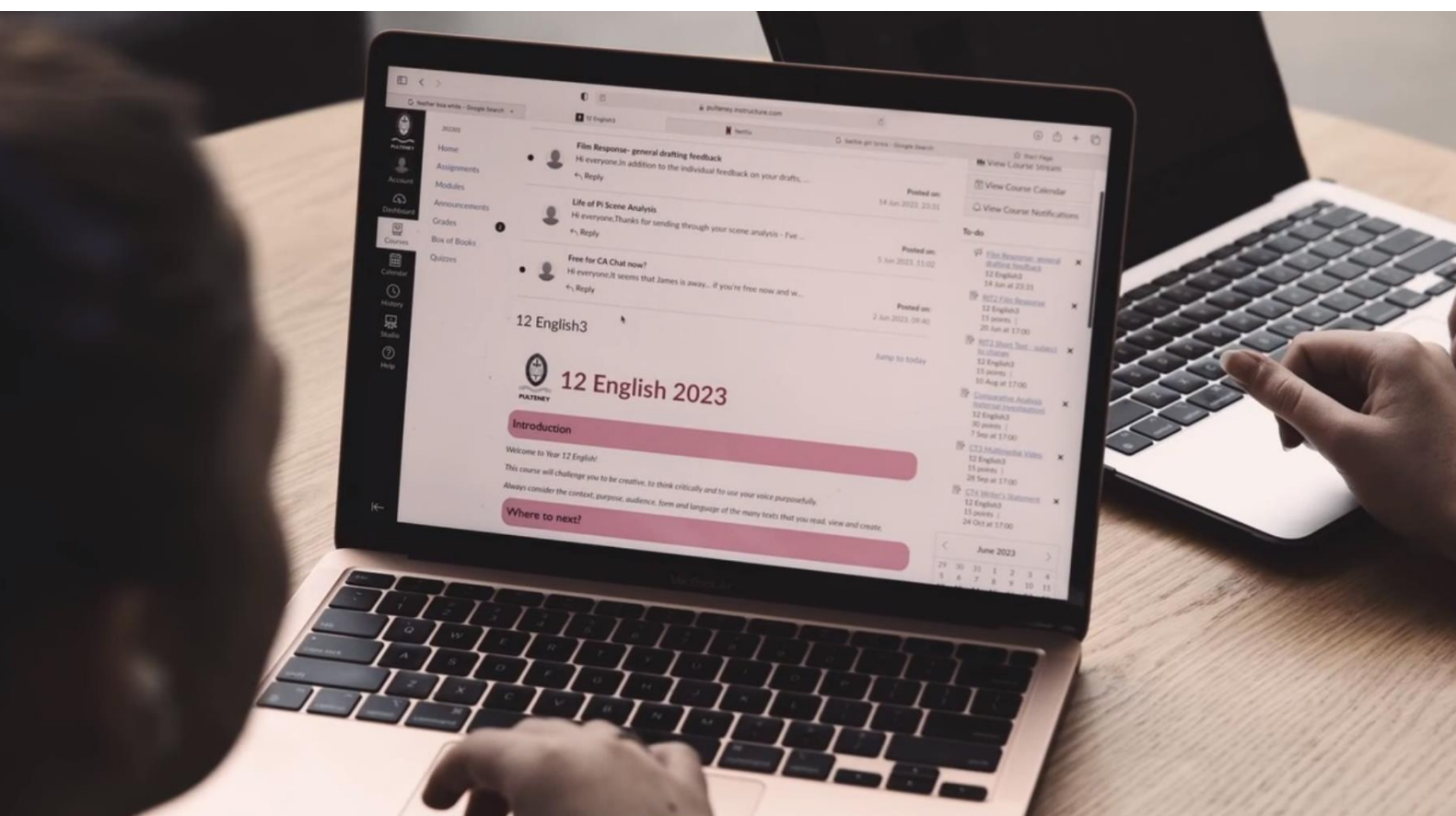


Canvas at Pulteney

What is Canvas?

At the start of this year, Pulteney launched the Canvas learning management system (LMS) to our students across Year 7 to Year 12. This is one element in facilitating our vision for high quality, personalised and continuous online feedback for students.

Canvas is one of the most innovative and adaptable platforms in the LMS landscape, providing a safe, robust, and future-proofed online environment for us to design personalised Pulteney courses, enabling students, parents and teachers to share and exchange detailed information about the teaching and learning process as it develops for each student.



What is continuous reporting?

Continuous reporting refers to an approach where student progress and achievement are communicated to parents and students on an ongoing basis throughout the academic year. It moves away from the traditional practice of providing report cards or progress reports at fixed intervals, such as at the end of each semester or year.

11:16

4G 98%

Back

07 English2

Marks


Syllabus

Summary

Total Mark

N/A

Module 1: Espionage, Gadgets, Spies...OH MY!!! (Spy Narrative)




Spy Folio Mission 1 - Create a Spy Profile

Due 17 Feb 2023 at 11:59 pm

Submitted

16 / 20 (B)




Spy Folio Mission 2 - Villain Backstory

Due 3 Mar 2023 at 11:59 pm

Submitted

18 / 20 (A)




Spy Folio Mission 3 - Annotated Gadget Drawing

Due 15 Mar 2023 at 11:59 pm

Submitted

15 / 20 (B)




Spy Narrative

Due 6 Apr 2023 at 5:00 pm

Late

16 / 20 (B)

Module 2: Book Trailers



Part 1: Persuasive Pitch for Greenlighting of Book Trailer

Due 15 May 2023 at 11:59 pm

Late

14 / 15 (A)




Part 2: Create Your Book Trailer

Due 16 Jun 2023 at 5:00 pm

Submitted

16 / 20 (B)


Module 3: Storytelling, Ethics, and Emotions in Parvana (Novel St...



Reflective Writing Portfolio on Parvana

Due 30 Aug 2023 at 5:00 pm

Late



What does continuous reporting involve at Pulteney?

1. **Regular feedback:** Teachers provide frequent feedback on student performance, both in terms of academic achievement and other areas like learner attributes and effort. This feedback can be in the form of written comments, discussions, or audio files.
2. **Ongoing assessment:** Assessments are conducted regularly to gauge student learning and progress. These assessments can be formative (assessing learning during instruction) or summative (assessing learning at the end of a unit or project). Teachers use the results to inform instruction and provide feedback.
3. **Individualised reporting:** Instead of relying solely on standardised grades or marks, continuous reporting focuses on providing personalised and detailed feedback for each student. It highlights strengths, areas for improvement, and specific recommendations for further development.
4. **Parent and student involvement:** Continuous reporting aims to foster a partnership between teachers, parents, and students. Students are encouraged to actively engage with the feedback, ask questions, seek clarification, and participate in discussions about progress.

What are the benefits of continuous reporting?

Our goal is to create a more dynamic and informative feedback loop to support student learning and growth. The benefits of continuous reporting are as follows:

1. **Increased awareness:** Parents and students have a better understanding of individual progress and can address areas needing improvement promptly.
2. **Timely interventions:** Teachers can identify and address learning gaps or challenges early on, providing targeted support and interventions.
3. **Enhanced communication:** Continuous reporting promotes ongoing communication between teachers, parents, and students, fostering a collaborative and supportive learning environment.
4. **Student ownership:** Regular feedback empowers students to take ownership of their learning, set goals, and track their progress over time.
5. **Holistic view:** Continuous reporting considers various aspects of a student's development, including academic, social, and emotional growth, providing a more comprehensive picture of their overall performance.

For more information about Canvas at Pulteney please visit

<https://parents.pulteney.sa.edu.au/canvasatpulteney/> where you can view explanatory videos including insights from our students, teachers and learning leaders.

Will teacher parent learning conferences and end of semester reports still be offered?

Face-to-face learning conferences will continue to be held across the school each semester. Parents can also make a time to speak with individual teachers at any stage throughout the year. Following a successful trial, the current school reports will be phased out to take advantage of what we believe to be the significant benefits of continuous and targeted real-time reporting.

How are teachers using Canvas?

As a result of significant training and professional development in Canvas, teachers are now building all courses in Canvas and using it to deliver written feedback. Collectively, Pulteney teachers have written more than 600,000 words of feedback in Canvas this year, with additional audio and video feedback on some tasks. As this is the first year, development of courses is ongoing.

Can I communicate with my child's teacher via Canvas?

The current communication channels will be maintained, and parents are invited to contact class teachers and tutors directly via email or by phone to discuss any matter relating to their child's academic or pastoral needs.

Direct messaging through the Canvas parent app is the least efficient way to contact a teacher, as its core purpose is to be a learning platform for students.

Can I access all information via the Canvas Parent mobile app?

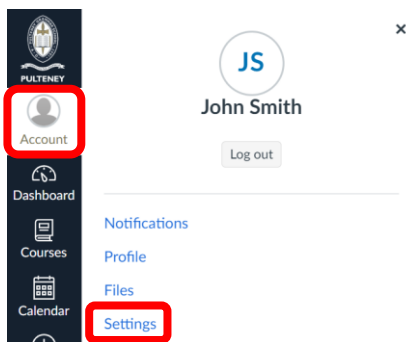
The mobile app is useful to view upcoming deadlines on the calendar, notifications, tasks, and grade results. The website provides greater functionality and access to teacher feedback on the tasks and learning.

Signing up to Canvas – A Quick Guide

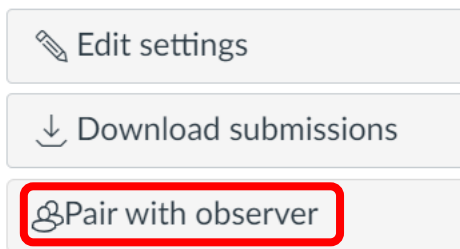
Step 1: Creating a pairing code

Your child will need to generate this code on their device, using their Canvas account.

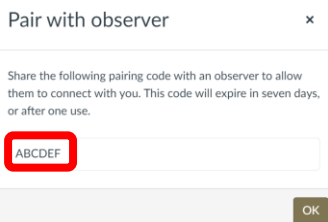
1. Log in to Canvas, click “Account”, then click “Settings”



2. Click Pair with Observer



3. Take note of the pairing code.



Step 2: Creating your account

This step is completed on your own device.

1. Visit this link, or scan the QR code:



pulteney.instructure.com

2. Click “Parent of a Canvas User? Click Here for an Account”

[Parent of a Canvas User?
Click Here for an Account](#)

3. Complete the form using the pairing code from earlier, and click “Start Participating”

